




# Welcome to AES Global's Webinars: Wireless Intercom Site Surveying



# Introducing Us:

- Presenting team:  
Glenn - UK Country Manager & Southern Sales Manager  
David – Technical Support
- This session will be recorded.
- Any questions, please ask us in the chat.





# In this session, we will cover...

- Site surveying for the DECT range of intercoms.
- Site surveying for the GSM range of intercoms.
- Site surveying for the WIFI range of intercoms
- Site survey ideas for all installs
- Why site surveying is so important with wireless intercoms.





# DECT range testing

- Why and when should we be looking to do a site test?





# DECT range testing

- The same principals apply to both the 603, 705 and 703....but some variations
- I always get asked 'How far do they work over?'

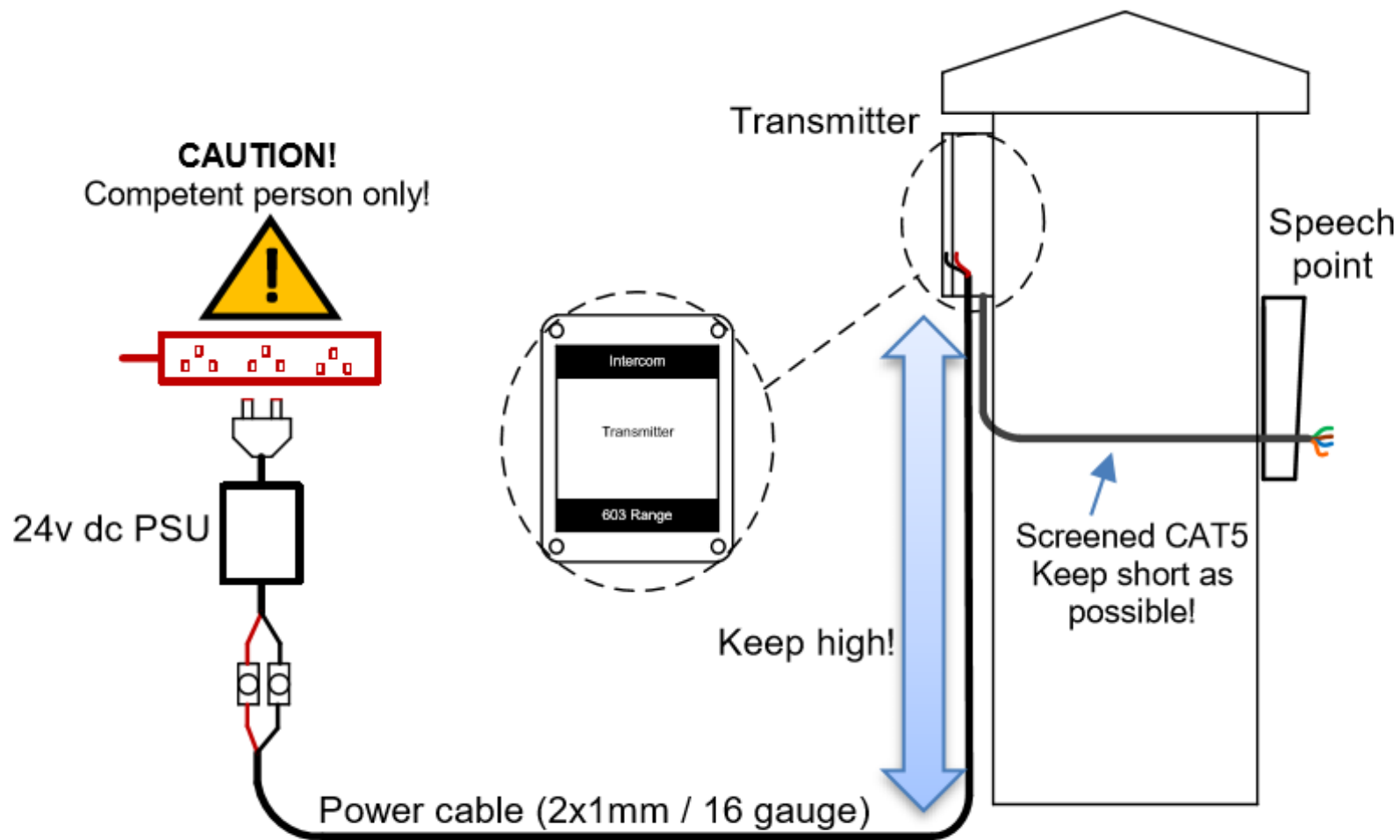




# DECT range testing

- How???
- Use the kit you plan to install
- Get an AES rep to come and do it (UK)
- Buy a test/ demonstration kit

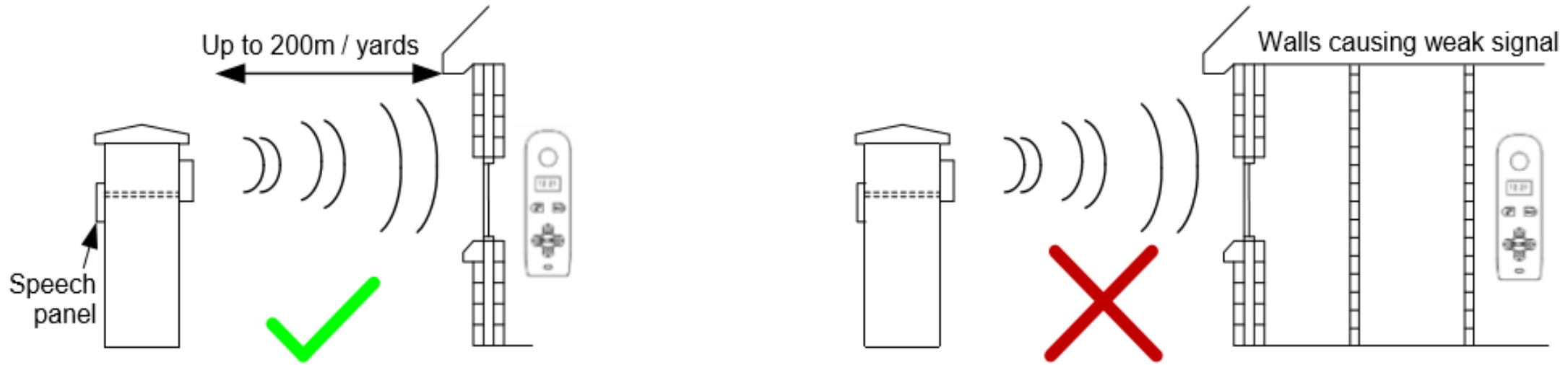




**TIP: Most technical calls received are due to installers using CAT5 or alarm cable to power the unit. Neither are rated to carry enough power (1.2 amp peak). Please use following cable...**

- Up to 2 metres (6 feet) – Use minimum 0.5mm<sup>2</sup> (20 gauge)
- Up to 4 metres (12 feet) – Use minimum 0.75mm<sup>2</sup> (18 gauge)
- Up to 8 metres (24 feet) – Use minimum 1.0mm<sup>2</sup> (16 gauge)

# Wall/Pillar Mounting



**Tip:** For longer range installations, locate the handset close to the front of the property, near a window if possible. Concrete walls can reduce the open-air range of 400 metres/yards by 30-50% per wall.

- Certain materials are the enemy!
- Consider changing conditions
- Vehicles
- My personal preference would always be to look for an alternative rather than push the wireless intercoms to the max





## Did you know we offer a handsfree option?

- Wall/ Desk mount
- Additional antenna
- Available as a video option or audio only

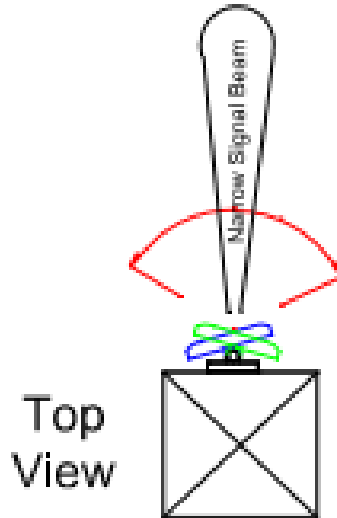
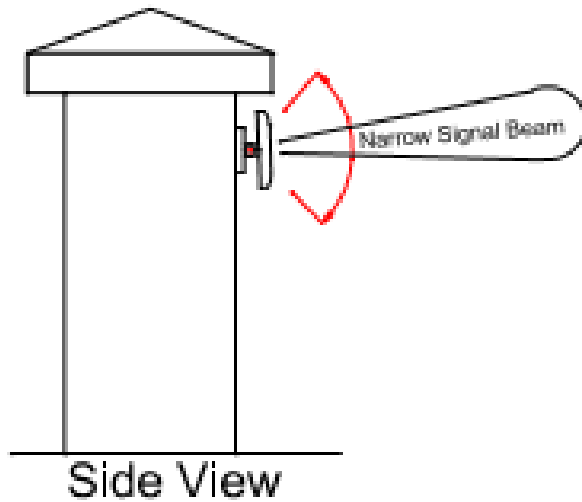




# 705 video

- Same fundamentals except...





**TIP:** Antenna beam width is approximately 40 degrees. For short range door intercoms, ask your distributor or dealer for an omni-pole type antenna with 360 degree beam angle.



# Audio GSM site survey

- What do we need to consider when site surveying a GSM?
- What network does the customer want to be on?
- Do they usually get a good signal?
- Are they happy to pay for a sim?





# Wi-Fi Predator site survey

- How?
- Ask questions of the homeowner
- Does the existing network work well?
- What phones do they have?
- Is this the correct person for an ap based system?
- Bring a test kit
- Bench test next to the router





**YES!**

I have some wifi signal at the gate with my phone! If not, STOP. You will need some form of wifi extender, or repeater, or LAN/CAT5 cable!



**YES!**

I have at least 1 Mb **UPLOAD** speed. If not STOP! This system may operate intermittently remotely or have delayed PUSH notifications.



**YES!**

My wifi Internet Security is WPA or WPA2 or better.



**YES!**

My wifi network supports 802.11 b/g or n (2.4g frequency networks). Note: This device cannot run on "a" or "s" type networks (these are 5G frequency).



**YES!**

The network I am trying to connect to is a single network without duplicate SSID networks of the same name.



# What can we offer?

- 1 – 48 hour burn testing
- 2 – 2 year warranty
- 3 – UK designed and manufactured
- 4 – Wider wireless range than any other brand
- 5 – Technical Support direct from the manufacturer
- 6 – Free training
- 7 – Site testing kits
- 8 – Local regional office in Aylesbury for customer visits.
- 9 – Catalogues
- 10 – Free flyers
- 11 – Showroom display







Thank you for your time!

Any questions?

Please fill in our survey afterwards so that we can improve these sessions.

